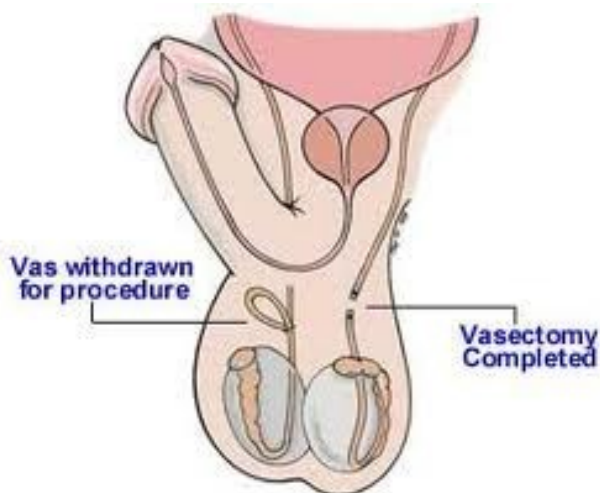
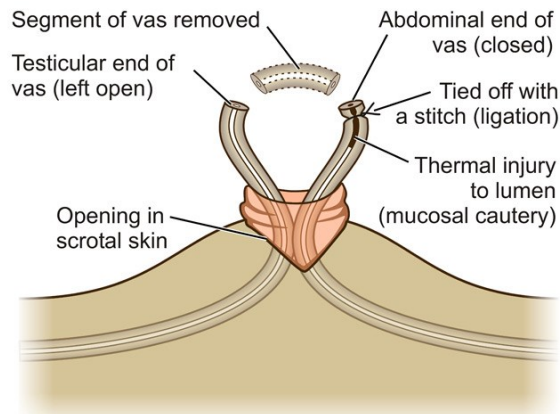
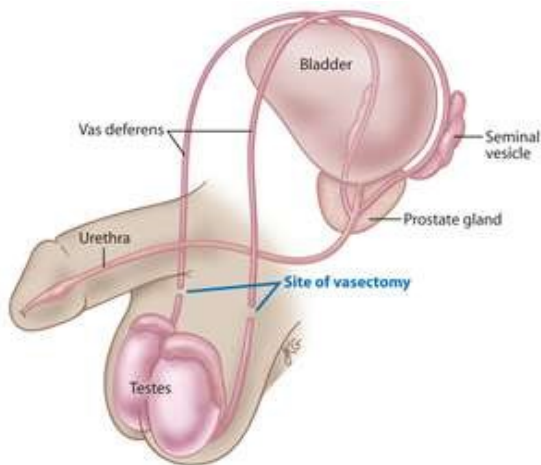


## What next?

- The dressing should be removed 72 hours after the procedure by soaking in a bath until it comes off with ease .
- The dressing may sometimes adhere to the wound causing slight bleeding on removal. Don't panic, the bleeding will stop.
- **Condoms (protected intercourse) must be used for the next 3 months**, as viable sperm are still present in the seminal vesicles (behind the prostate).
- A semen analysis will be requested **3 months** after the procedure. Only if there are no viable sperm in the collection, may you proceed with unprotected intercourse.
- Patients will be informed of the semen analysis results by Dr Schoeman's rooms.
- Please direct all further queries to Dr Schoeman's rooms.
- **PLEASE CONTACT THE HOSPITAL DIRECT WITH ANY POST-OPERATIVE CONCERNS AND RETURN TO THE HOSPITAL SHOULD THERE BE ANY SIGNS OF SEPSIS.**



**Jo Schoeman**  
FRACS, FCS (Urol) SA, MBChB

The Wesley Hospital  
Suite 46, Level 4  
The Wesley Medical Centre  
24 Chasely street  
AUCHENFLOWER QLD 4066

Ph: 07) 3371-7288  
Fax: 07) 3870-5350  
E-mail: jo@urojo.com.au  
Emerg: 0403 044 072

[www.drjoschoeman.com.au](http://www.drjoschoeman.com.au)

# Urologist



**Dr Jo Schoeman**  
Specialist Urologist

**PATIENT  
INFORMATION  
BROCHURE**

**VASECTOMY  
+  
CORD BLOCK**

See this live on:  
[vidscrip.com/urojo](http://vidscrip.com/urojo)

Patient well-being is my first priority!

# Vasectomy

## Why is it done?

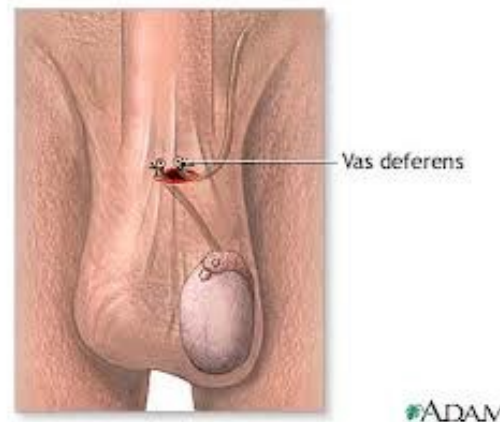
- For sterilization
- For completed family numbers
- For legal reasons such as sterilization of a mentally handicapped adult or minor. In such instances a court order needs to be obtained prior to the consultation.

## Pre-requirements

- An informed consent is required from the patient.
- Patients may not eat or drink from midnight the previous evening.
- Patients are to refrain from smoking before the procedure.
- **Patients allergic to IODINE/CHLORHEXIDINE should clearly state this to theatre staff and Dr Schoeman.**
- Any anti-coagulants such as Warfarin or Aspirin must be stopped 7 days prior to surgery.
- The whole scrotal area is shaved by yourself the morning of the procedure.
- This is a day surgery procedure.

## How is it done?

- This procedure is done under general anaesthetic.
- A single, 5mm cut is made on the midline raphe (line in the middle of scrotum).
- The 2 vas deferrii (rubbery cord) are then individually extracted through this incision.
- A 1 cm piece of each vas is then removed and sent to Pathology for confirmation.
- The edges of the cords are then coagulated, tied off with a suture and then buried at different levels of the scrotal wall.
- A dressing is then applied, which should be removed after 72 hours.
- A local anaesthetic is injected around the vas deferrii and into the wound, thus giving post-operative pain relief for the next 4-6 hours.



**NB! You are required to bring 2 pairs of tight new undies for post-operative scrotal support.**

## What to expect after the procedure

- Any anaesthetic has its risks and the anaesthetist will explain such risks.
- Bleeding is a common complication.
- A haematoma (blood collection under the skin) may form and needs to be reviewed by Dr Schoeman as soon as possible.
- An infection of the wound can occur and requires immediate review.
- Owing to the nature of the surgery and the soft skin of the scrotum, bruising may appear to be much worse than it is and is no cause for alarm.
- **DANGER SIGNS:** A scrotum that swells immediately to the size of a football, fever, or puss. Contact Dr Schoeman or the hospital immediately as this may occur in up to 5 % of all cases.

